

Multi-State Survey Results



THE TARRANCE GROUP

Study Overview

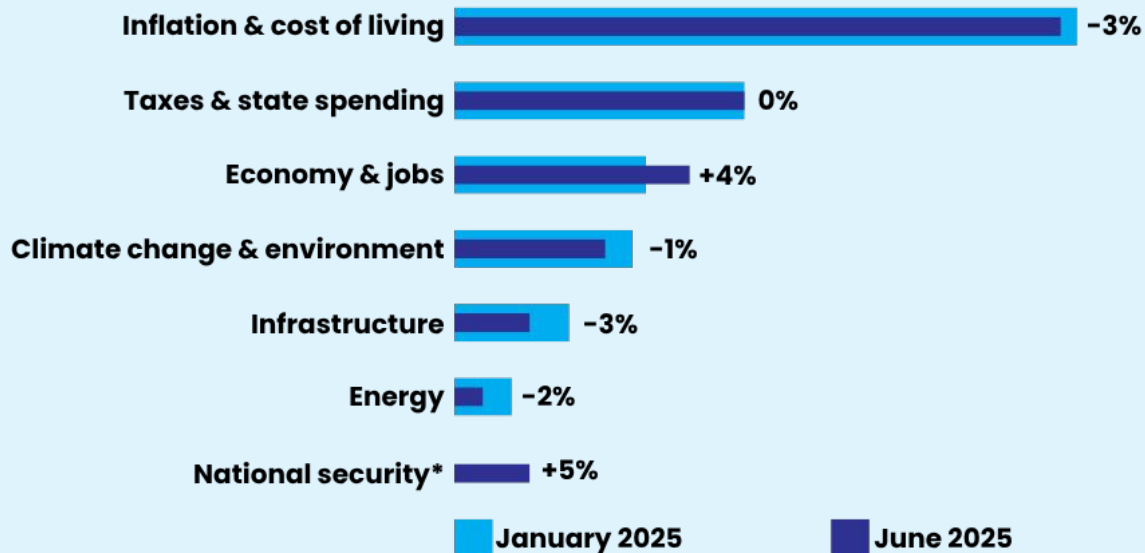


THE TARRANCE GROUP

- Field Dates: May 27–June 5, 2025
(Compared to January survey fielded Jan 14–26)
- Sample Size by State
 - 600 voters in California
 - 400 voters in Connecticut
 - 400 voters in Louisiana (+73 coastal region oversample)
 - 400 voters in Massachusetts
 - 400 voters in Maryland
 - 400 voters in Maine
 - 400 voters in North Carolina (+195 coastal region oversample)
 - 400 voters in New Jersey
 - 400 voters in New York
 - 600 voters in Texas with (+93 coastal region oversample)
 - 400 voters in Virginia (+116 coastal region oversample)
- Mixed-mode methodology: online panel, text-to-web, and live to landlines
- Margin of Error is $\pm 4.9\%$ at $N=400$, and $\pm 4\%$ at $N=600$

Most Important Issue for State Governor and Legislature

There have only been small shifts in the issues voters see as most important for Governors and state legislatures from January to June 2025.



*not included in Jan


TURN FORWARD

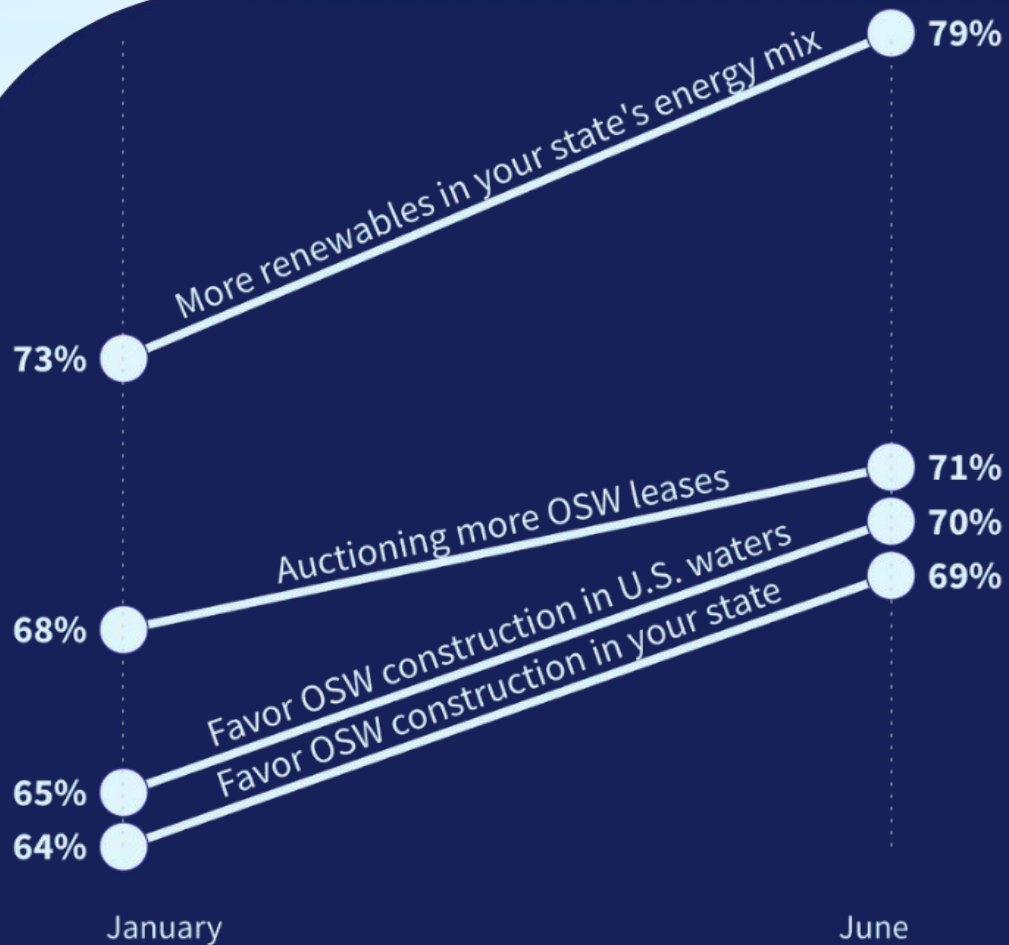
THE TARRANCE GROUP

Renewables & OSW favorability has grown since Jan 25

Support **increased** for all four scenarios in which renewable energy construction continues or expands from January 2025 to June 2025.



THE TARRANCE GROUP



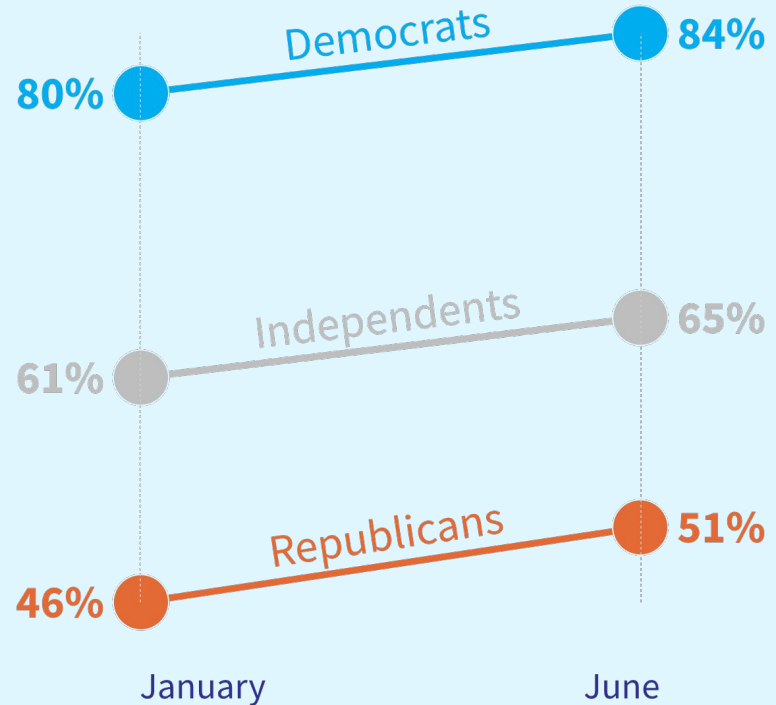
Favor Offshore Wind in State (Party)

Do you favor or oppose the construction of offshore wind projects to harness wind energy in U.S. waters off the coast of [STATE]?



THE TARRANCE GROUP

Support has increased across party lines for more offshore wind construction in respondents' states since January 2025.



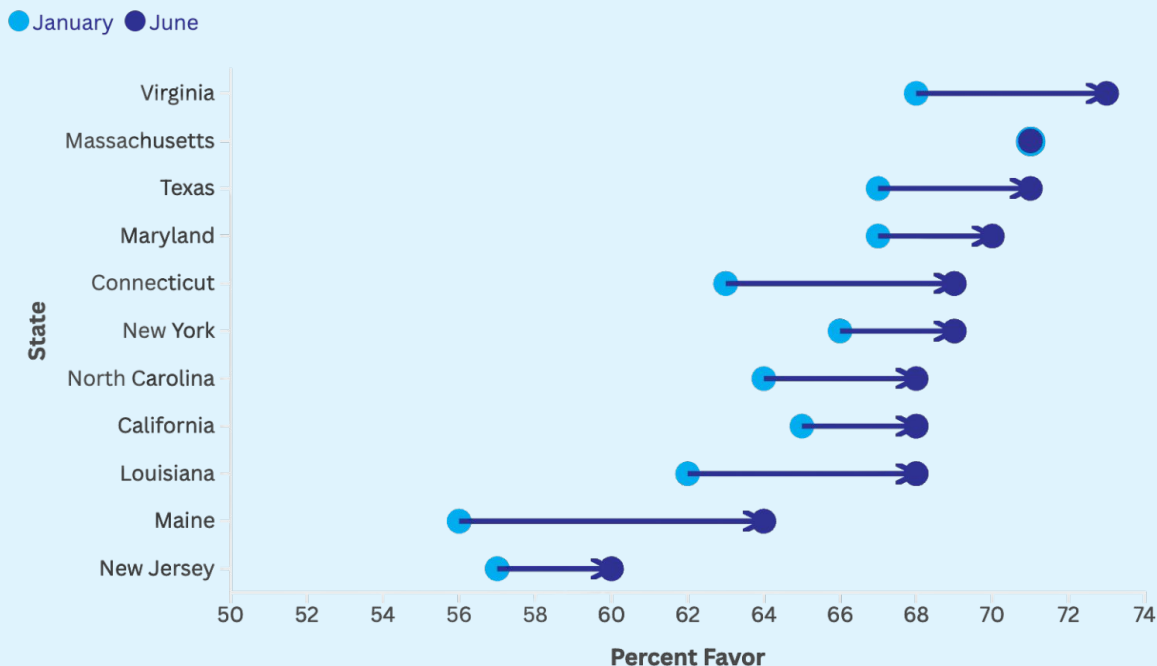
Offshore Wind Projects in State

Do you favor or oppose the construction of offshore wind projects to harness wind energy in U.S. waters off the coast of [STATE]?



THE TARRANCE GROUP

Since January, those in favor of offshore wind projects off the coast of each of the states have held their support or increased, with an average increase of 4% in support.



Drivers of Offshore Wind Support

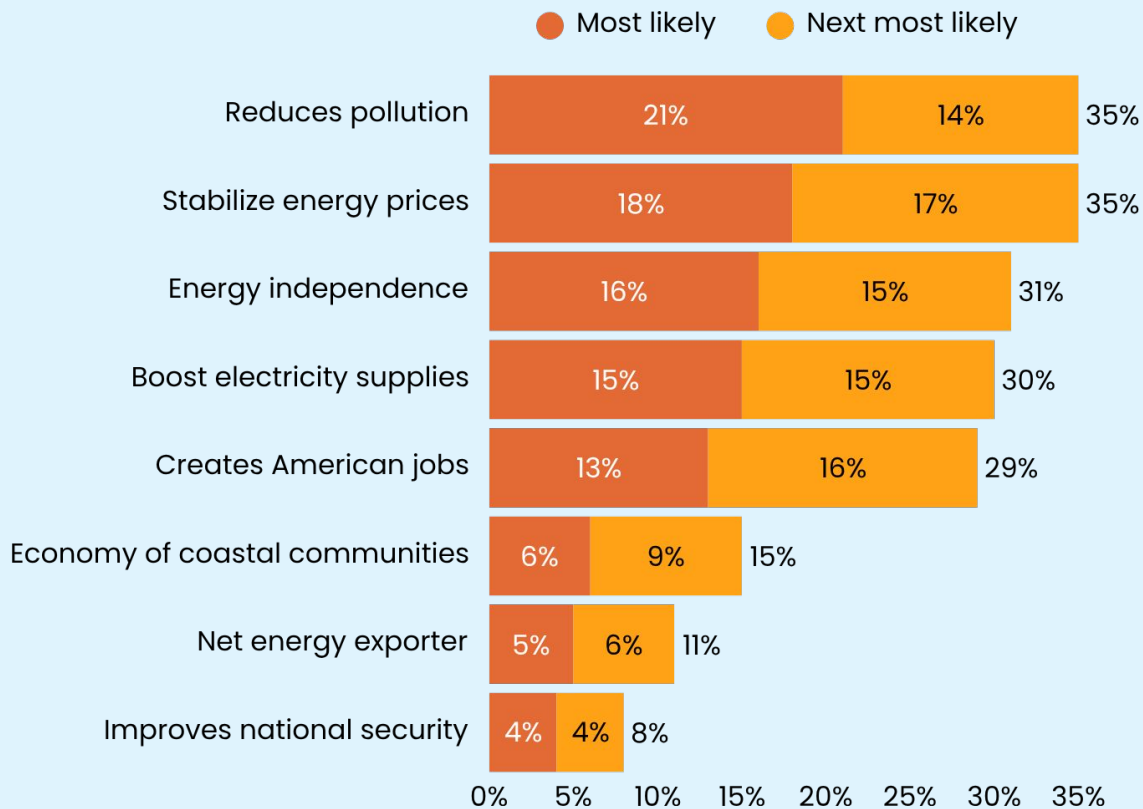
Here are a few statements about offshore wind energy. Please tell me which statement makes you most likely to support offshore wind projects in U.S. waters off the coast of [State Name]? (With next most likely)

"Offshore wind..."



THE TARRANCE GROUP

Overall, price stabilization and pollution reduction made voters most likely to support offshore wind. Energy independence, boosting supplies of electricity, and creating American jobs were close behind.



Delayed or Canceled Projects

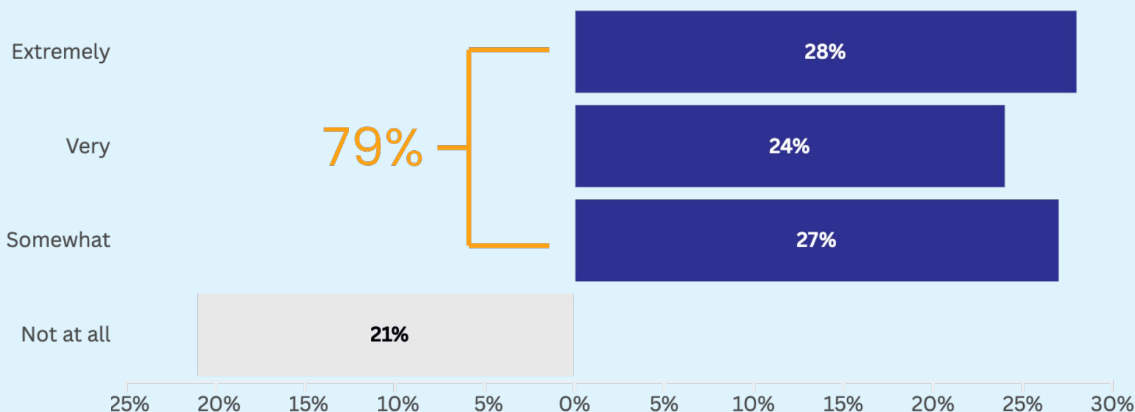
Recent actions by the federal government have caused several offshore wind projects to be delayed or canceled. In some cases, the Trump administration has revoked permits for offshore wind projects that had already been approved after years of review and billions of dollars in private investment.

How concerned are you about the potential loss of jobs and economic development in the US when the government reverses course on previously approved energy projects?



THE TARRANCE GROUP

Nearly 8 in 10 (79%) of voters express at least some concern about the potential loss of jobs and economic development in our country when the government reverses course on previously approved projects.



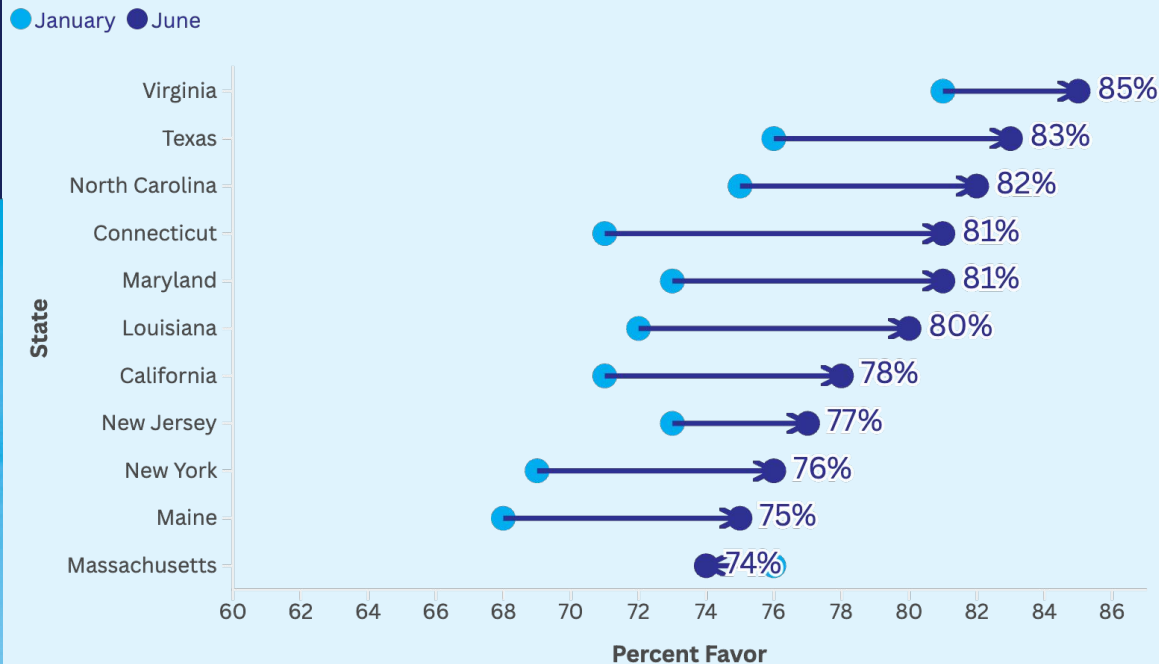
Renewable Energy Approval

Do you approve or disapprove of incorporating more renewable energy into your state's energy mix?



THE TARRANCE GROUP

Approval increased at least somewhat in all states, save Massachusetts, with an average increase of 5.8% in support.



Multi-State Survey Results



THE TARRANCE GROUP
